



REPORT ON EXPORT OF GHANA'S TIMBER AND WOOD PRODUCTS APRIL, 2021

Table of Contents: Ghana's Timber and Wood Products Export

REPORT ON EXPORT OF GHANA'S TIMBER AND WOOD PRODUCTS, APRIL 2021	3
SUMMARY OF WOOD PRODUCTS EXPORT	3
MARKET MIX FOR APRIL 2021	4
TOP FIVE (5) CATEGORIES FOR THE MONTH OF APRIL 2021 [SEE APPENDIX D].....	9
TIMBER AND WOOD PRODUCTS ANALYTICS	11
Summary Report on Export Products April, 2021	11
Leading Exporters of Wood Products for April 2021	11
Leading Exporters of Top Five (5) Products by Species April 2021	12
Leading Buyers of Top Five (5) Products by Species April 2021	13
Major Markets of Ghana's Wood Products Exports: Jan-Apr 2020/ 2021: Volume	14
Export of Timber and Wood Products to Ecowas Countries: Jan-Apr 2020/ 2021.....	15
Comparative Export Statistics for Timber and Wood Products: Jan-Apr 2020 / 2021	15
Timber and Wood Products Classification	16
Export Performance for Timber and Wood Products.....	17
APPENDIX A.....	29
APPENDIX B	30
APPENDIX C	31
APPENDIX D.....	32

REPORT ON EXPORT OF GHANA'S TIMBER AND WOOD PRODUCTS, APRIL 2021

SUMMARY OF WOOD PRODUCTS EXPORT

The export of Ghana's timber and wood products in the month of April 2021 amounted to **€12,711,381.96** in value from the exported volume of **24,909.121m³** which represent an upturn of **128.21%** in value and **119.40%** in volume respectively as compared to an amount of **€5,569,957.28** gained from the exported volume of **11,353.181m³** documented in April 2020. Eighty-Nine (89) Exporters (with the topmost five [5] being Logs and Lumber Limited, Mawuli Elliot Limited, Samartex Timber and Plywood Company Limited, 3RDI Shipping Agency Limited and Krish Sun Company Limited with respect to exported volumes) were involved in the export of Ten (10) different wood products (with the best five [5] being Lumber (Air Dried), Billet, Lumber (Kiln Dried), Plywood (Overland) and Processed L/ Mouldings with respect to manufactured volumes) in Forty-Three (43) Species (with the first [5] being Teak, Ceiba, Wawa, Dahoma and Black Ofram with regards to volumes felled) to Thirty-Four (34) different countries (with the top [5] favourite destination being India, Germany, United States of America, Burkina Faso and Belgium in terms of shipping volumes) sold to One Hundred and Fifteen (115) diverse Buyers (with the top five [5] being Thai Phat International Company Limited, Kappa International PTE Limited, Pan Asia Intercontinental PTE Limited, Shree Sagar General Trading and ETS Salaou Hassane with regards to volumes purchased).

Cumulatively, Ghana secured **€49,146,377.72** from the export of **93,526.535m³** in January-April 2021. Comparatively, in the previous year for the same period under review **€32,152,059.62** obtained from the export of **65,375.589m³** representing an upturn of **52.86%** in value and **43.06%** in volume respectively.

Consequently, the overall Average Unit Price increased from **€492/m³** in January-April 2020 to **€525/m³** in January-April 2021, representing a growth of **6.85%**.

Primary Products (Billets) accrued **€8,197,255.13 (16.68%)** from **19,743.306m³ (21.11%)** of the total export of wood products from January-April 2021. The figures indicate increase of **281.36%** in volume and **338.90%** in value respectively compared to the timber export figures from January-April 2020 of **4,246.050m³ (7.92%)** valued at **€1,867,687.16 (5.81%)**. [[See Appendix A](#)].

Secondary Wood Products comprising of Lumber, Plywood, Veneer, Boules and Briquettes formed the bulk of the country's wood export which generated **€38,389,191.01 (78.11%)** from a volume of **70,163.004m³ (75.02%)** from January-April 2021. The figures indicate increase of **37.83%** in value and **23.26%** in volume compared to the contribution of **€27,852,750.79 (86.63%)** and **56,922.035m³ (87.07%)**, respectively from January-April 2020. [[See Appendix B](#)].

Tertiary Wood Products (Processed L/Mouldings) contributed **€2,559,931.57 (5.21%)** from a volume of **3,620.225m³ (3.87%)** to the total wood products export from January-April 2021. Moreover, the figures indicate increase of **10.49%** in volume and **5.28%** in value compared to the contribution of **3,276.538m³ (5.01%)** and **€2,431,621.67 (7.56%)** from January-April 2020. [[See Appendix C](#)].

On the direction of Trade, Asian/Far East countries (favourite destinations) imported **60,227.383m³ (64.40%)** valued at **€29.73million (60.50%)** during the period of April 2021; as the major destinations (in terms of value) for Ghana's wood products were India, China. Exports of timber products to these regions Lumber (Air Dried), Billet, Lumber (Kiln Dried), Sliced Veneer, Curly Veneer in Teak, Rosewood, Denya, Papao/ Apa, Dahoma, Koto / Kyere, Kako / Ekki, Senya, Makore, Cedrela, Gmelina, Wawa, Chenchen, Kroma, Edinam.

European imports accounted for **€8.35million (16.98%)** from a volume of **13,767.431m³ (14.72%)** to be the second major destination (in terms of value) for Ghana's wood products export during the month of April 2021. Exports to Europe were Processed L/ Mouldings, Lumber (Kiln Dried), Sliced Veneer, Lumber (Air Dried), Plywood, Rotary Veneer, Briquettes in Wawa, Sapele, Asanfina, Ceiba, Koto / Kyere, Mahogany, Niangon, Odum, Denya, Hotrohotro / Fotie, Chenchen, Mixed Redwood, Edinam, Dahoma, Makore.

Wood product exports to **Africa** included Plywood (Overland), Lumber (Air Dried), Sliced Veneer, Lumber (Kiln Dried), Processed L/ Mouldings yielded **€3.22million (9.07%)** from an exported volume of **7,425.373m³ (11.36%)**. Major destinations included Egypt, Morocco, South Africa with the ECOWAS sub-region market having the largest share of 9,020.852m³ (84.93%) valued at €3.39million (76.14%) of the total African wood products exported from Ghana during the period of April 2021. Wood products consisted mainly Plywood (Overland) and Lumber (Air Dried). Burkina Faso (Plywood in Ceiba, Mixed Redwood and Danta), Togo (Plywood in Ceiba), Senegal (Lumber (Air Dried) in Black Ofram, Danta, Wawa and Wawabima), Niger (Plywood in Ceiba), Benin (Plywood in Ceiba), and Cape Verde (Lumber (Air Dried) in Guarea) were the main ECOWAS markets during the period under review.

American imports accounted for **€4.27million (8.68%)** from the volume of **4,701.230m³ (5.03%)** making it the fourth topmost destination (in terms of value) for Ghana's wood products export in April 2021. Exports to America were mainly Lumber (Kiln Dried), Rotary Veneer and Sliced Veneer in Mahogany, Cedrela, Essa, Edinam, Otie, Sapele, Black Ofram, Odum, Ebony.

MARKET MIX FOR APRIL 2021

Species	Product	Destination	Exporter	Buyer
Teak	Lumber (Air Dried)	India	3RDI Shipping Agency Limited	Thai Phat International Company Limited
			Mawuli Elliot Limited	Kappa International PTE Limited
			Multimodal Freight Services Limited	Shanghai Timber Furnishing Company Limited
			Peacrok Company Limited	Shree Sagar General Trading
			Duakron Ghana Limited	Bansal Lumbers PVT Limited
			Askraf International Company Limited	Thai Phat International Company Limited
			Nasorp Merchantile Company Limited	AIM Traders PTE Limited
			Panchtatva Associates Limited	DMJ Impex PVT Limited
			Fortune Exim Ghana Limited	Fortune Exim
			Geavag Company Limited	Atul Timber Company
			Star Exim Ghana Limited	Shakyasinha Singapore PTE Limited
			Indiana Woods Limited	House of Tradings
			Regent Industries Ghana Limited	Shree Sagar General Trading
			Eastwest Exports Limited	Alkemaal Singapore PTE Limited
			Bhakti Ghana Limited	Drashti Enterprise
			Gran Pa Shipping and Company Limited	L V Enterprise
			Beghap Company Limited	Atul Timber Company
			Arena Resources Limited	Aron Global PTE Limited
			Speed Bee Timber Company Limited	Surya Export and Import
			Frimp and Son Limited	Fortune Exim
			F Wood and Trading Company Limited	Sheena International
			Nach Company Limited	Abhishek Impex
Josanwi Enterprise Limited	Agarwalla Teak International PVT Limited			
Absdjaney Ghana Limited	SNB Exports SA			
Juben Empire Ghana Limited	V K Timber Stores			

			Renas Prestige Company Limited	Sr Natural Resources PTE Limited
			Krish Sun Company Limited	Pan Asia Intercontinental PTE Limited
			Smith Timber Export Limited	Sunlight Timber Industries PVT Limited
			Rock Age Impex Limited	New Dandeli Ventures
			Nihar Exim Ghana Limited	L V Enterprise
			Masae Ghana Limited	Patiala Timber Stores
			Richtuah Company Limited	Abhishek Impex
			Eco Premium Limited	Protea Timber and Building Material
			Vickymart Plus Company Limited	Agarwalla Teak International PVT Limited
			Harvestive Ghana Limited	D S Trading Company
			Mcken Logistics Company Limited	Heramb Group
	Billet	India	Krish Sun Company Limited	Pan Asia Intercontinental PTE Limited
			Mawuli Elliot Limited	Kappa International PTE Limited
			3RDI Shipping Agency Limited	Thai Phat International Company Limited
			Star Exim Ghana Limited	Shakyasinha Singapore PTE Limited
			Kimpex Ghana Limited	N C Timbers
			Dark Andoh Global Company Limited	Kappa International PTE Limited Fortune Exim
			Arena Resources Limited	Aron Global PTE Limited
			Rock Age Impex Limited	New Dandeli Ventures
			Banyan Trade Africa Limited	Buddah Resorts PVT Limited
			Nabe Wood Processing Limited	SSBC International
			Absdjaney Ghana Limited	SNB Exports SA
			Multimodal Freight Services Limited	Shanghai Timber Furnishing Company Limited
			Geavag Company Limited	Atul Timber Company
			Josanwi Enterprise Limited	Agarwalla Teak International PVT Limited
			Eastwest Exports Limited	Alkema Singapore PTE Limited
			Mcken Logistics Company Limited	Heramb Group
			PM Overseas Ghana Limited	Patiala Timber Stores
			Ack International Export Limited	Sunrise Timber Company Limited
			Panchtatva Associates Limited	DMJ Impex PVT Limited
			Avenue Wood Limited	Maria International PTE Limited
			Bhakti Ghana Limited	Drashti Enterprise
			Masae Ghana Limited	Sunrise Timber Company Limited
			F Wood and Trading Company Limited	AIM Traders PTE Limited

			Speed Bee Timber Company Limited	Surya Export and Import
			Nach Company Limited	Abhishek Impex
			Smith Timber Export Limited	Sunlight Timber Industries PVT Limited
			Mashwar Company Limited	Dhali Tradevilla
		United Arab Emirates	Beloved Knowledge Links Limited	South Asia Timber Resources PTE Limited
		Bangladesh	Mashwar Company Limited	Dhali Tradevilla
Wawa	Lumber (Kiln Dried)	Belgium	Logs and Lumber Limited	Somex NV Haven
				Stocksman Wood Products
			John Bitar and Company Limited	Stocksman Wood Products
			Specialized Timber Products Limited	Wijma GMBH and Company
			Lethnass Limited	Wijma GMBH and Company
		Germany	John Bitar and Company Limited	Vöhringer GMBH and Company
			Logs and Lumber Limited	Wob Timber GMBH
				Protimber Holz Import and Export
			Adras Company Limited	Protimber Holz Import and Export
			Specialized Timber Products Limited	Fritz Offermann GMBH
		South Africa	John Bitar and Company Limited	RJC Agencies Limited
			Logs Court Limited	J and K Timbers Limited
			Logs and Lumber Limited	J and K Timbers Limited
		Saudi Arabia	Logs and Lumber Limited	Intertranstrade International
	Finland	Sunstex Company Limited	International Wood Enterprise Limited	
	Qatar	Logs and Lumber Limited	Timtrade Srl	
	Estonia	Logs and Lumber Limited	Keflico Haverland	
	Iraq	Adras Company Limited	Intertranstrade International	
	France	Logs and Lumber Limited	Sarl Rochette Stephane	
	Processed L/ Mouldings	Germany	Logs and Lumber Limited	Merten Wood Products GMBH
			Fritz Offermann GMBH	
			Transglobal GMBH	
		Asuo Bomosadu Timber and Sawmills Limited	Sudeck and Company GMBH	
			Van Hout International B V	
		Modern Wood Technology and Company Limited	Van Hout International B V	
Denmark		Logs and Lumber Limited	International Timber Trading APS	
United Kingdom		John Bitar and Company Limited	RJC Agencies Limited	
South Africa		Logs and Lumber Limited	J and K Timbers Limited	
Belgium		John Bitar and Company Limited	Stocksman Wood Products	

	Lumber (Air Dried)	United Arab Emirates	Rakhishem Company Limited	Abu Alhassan Building Material
		Senegal	Buadac Company Limited	Batiplus Industries
	Sliced Veneer	China	Logs and Lumber Limited	Van Hout International B V
	Briquettes	United Kingdom	Sustainable Biomass Solution Ghana Limited	Diamond Fuel Supplies
Ceiba	Plywood (Overland)	Burkina Faso	Wood Pillar Limited	Anistei Mopti
				Ilak Commerce
				Nana Commerce
			Asuo Bomosadu Timber and Sawmills Limited	Nana Commerce
			Ayum Forest Products Limited	Ilak Commerce
	Togo	Logs and Lumber Limited	ETS Salaou Hassane	
		Jussak Company Limited	ETS Adrico Import and Export	
		Naumuro Forest Products Company Limited	ETS Vitro	
		Samartex Timber and Plywood Company Limited	ETS Mensah Dope	
	Niger	Jussak Company Limited	ETS Salaou Hassane	
		Wood Pillar Limited	ETS Salaou Hassane	
	Benin	Logs and Lumber Limited	ETS Salaou Hassane	
	Plywood	Greece	Samartex Timber and Plywood Company Limited	S Stefanidis and Company
				Giata Profiles and Doors
	Rotary Veneer	Spain	John Bitar and Company Limited	Total Wood Sal Mkalles
		Denmark	John Bitar and Company Limited	Total Wood Sal Mkalles
Processed L/ Mouldings	Germany	Xylogi Company Limited	Van Hout International B V	
Sliced Veneer	Egypt	Ayum Forest Products Limited	King Veneer	
Mahogany	Lumber (Kiln Dried)	United States of America	Samartex Timber and Plywood Company Limited	Superior Timber and Deckings Limited
			Sunstex Company Limited	Central American Timber
				PRS Gultars Limited
			Logs and Lumber Limited	North American Wood Products
			Swiss Lumber Company Limited	Blue Resources
	Kete Krachi Timber Recovery Limited	Spencer Bird Limited		
	Sliced Veneer	Italy	Mondial Veneer Ghana Limited	Mondial Tranciati Srl
		United States of America	John Bitar and Company Limited	Soboplac USA Corperation
Processed L/ Mouldings	France	Logs and Lumber Limited	Sarl Rochette Stephane	
Dahoma	Lumber (Kiln Dried)	Qatar	John Bitar and Company Limited	To The Order and For Account of Qatar
			Logs and Lumber Limited	Chabros International Group
		Saudi Arabia	Logs Court Limited	Timber Team International
			Logs and Lumber Limited	Chabros International Group
		United Arab Emirates	Logs and Lumber Limited	Chabros International Group
		Egypt	John Bitar and Company Limited	Makah Foundation For Wood Import

	Lumber (Air Dried)	United Arab Emirates	Samartex Timber and Plywood Company Limited	Superior Timber and Deckings Limited
		Vietnam	Logs and Lumber Limited	Tuah Thanh Trading Company Limited
		Spain	Western Hardwood Limited	Protimber Holz Import and Export
		Egypt	John Bitar and Company Limited	Umbra Wood and Metal Industry
	Processed L/ Mouldings	Belgium	Logs and Lumber Limited	Stocksman Wood Products
			John Bitar and Company Limited	Stocksman Wood Products
		Israel	Logs and Lumber Limited	Formaica Hatzafon
Denya	Lumber (Air Dried)	Vietnam	Samartex Timber and Plywood Company Limited	Minh Lam Import and Export Company Limited
			Kodeas Family Link Company Limited	AIM Traders PTE Limited
			Kete Krachi Timber Recovery Limited	Spencer Bird Limited
			Green Nations Limited	Success Company Limited
			Mawuli Elliot Limited	Kappa International PTE Limited
			Preknow Investment Company Limited	Dong Li Trading Company
		Bangladesh	A List Enterprise Ghana Limited	South Asia Timber Resources PTE Limited
		India	Samartex Timber and Plywood Company Limited	Tuah Thanh Trading Company Limited
		Belgium	John Bitar and Company Limited	Vandecasteele Houtimport
	Concrete Décor Designs Limited		Success Company Limited	
	United Arab Emirates	Africa Timber Resources Limited	South Asia Timber Resources PTE Limited	
	Lumber (Kiln Dried)	United Arab Emirates	Africa Timber Resources Limited	South Asia Timber Resources PTE Limited
	Processed L/ Mouldings	United Kingdom	Logs and Lumber Limited	RJC Agencies Limited
			Samartex Timber and Plywood Company Limited	RJC Agencies Limited
		Israel	Logs and Lumber Limited	Formaica Hatzafon
Rosewood	Lumber (Air Dried)	China	Green Nations Limited	TZ Trading
			Bempasteele Company Limited	TZ Trading
			Lebebaba Company Limited	TZ Trading
			Leadway Star Company Limited	TZ Trading
			Mcdon Woods and Timber Limited	TZ Trading
			Estee Glory Company Limited	TZ Trading
Black Ofram	Lumber (Air Dried)	Senegal	Buadac Company Limited	Batiplus Industries
			Samartex Timber and Plywood Company Limited	Batiplus Industries
		Germany	Logs and Lumber Limited	Wob Timber GMBH
	Lumber (Kiln Dried)	Israel	Boison Construction Works Limited	Sudeck and Company GMBH
			Fosu and Fosuaa Company Limited	Arbawood Timber Trading Agency

		South Africa	Fosu and Fosuaa Company Limited	Treemex Holz Im-und Export GMBH
			John Bitar and Company Limited	The Kitchen Studio
		United States of America	Boison Construction Works Limited	Blue Resources
			Sunstex Company Limited	PRS Gultars Limited
	Sliced Veneer	Egypt	Ayum Forest Products Limited	King Veneer
Cedrela	Lumber (Kiln Dried)	United States of America	Ayipah Wood Company Limited	Overseas Hardwood Company
			Samartex Timber and Plywood Company Limited	Superior Timber and Deckings Limited
		China	Beb Hill Company Limited	Central National Asia Limited
	Lumber (Air Dried)	China	City View Company Limited	Crystal National Asia Limited
Essa	Rotary Veneer	United States of America	Samartex Timber and Plywood Company Limited	Superior Timber and Deckings Limited
			John Bitar and Company Limited	Munro Brice and Company Limited
		Canada	Samartex Timber and Plywood Company Limited	Superior Timber and Deckings Limited

TOP FIVE (5) CATEGORIES FOR THE MONTH OF APRIL 2021 [\[SEE APPENDIX D\]](#)

EXPORTER	Volume (m ³)	% Share in Volume (m ³) for April 2021
Logs and Lumber Limited P. O. Box 3344, Kumasi [+233 32202522718]	2,824.587	11.34%
Mawuli Elliot Limited P. O. BOX AN 19644, Accra-North [+233244081741]	1,748.550	7.02%
Samartex Timber and Plywood Company Limited P. O. Box 1, Samreboi [+233 312022963]	1,731.863	6.95%
3RDI Shipping Agency Limited BOX TT 242, Tema [+233244640325]	1,657.851	6.66%
Krish Sun Company Limited Thorkey Hse Rno. 303, Box Co 1909 Tema [+233544661010]	1,643.310	6.60%

PRODUCT	Volume (m ³)	% Share in Volume (m ³) for April 2021
Lumber (Air Dried)	10,946.834	43.95%
Billet	6,050.337	24.29%
Lumber (Kiln Dried)	3,182.172	12.78%
Plywood (Overland)	2,117.391	8.50%
Processed L/ Mouldings	1,106.605	4.44%

SPECIES	Volume (m ³)	% Share in Volume (m ³) for April 2021
Teak	14,031.387	56.33%
Ceiba	2,300.792	9.24%
Wawa	2,142.614	8.60%
Dahoma	767.923	3.08%
Black Ofram	582.806	2.34%

DESTINATION	Volume (m ³)	% Share in Volume (m ³) for April 2021
India	14,287.030	57.36%
Germany	1,099.938	4.42%
United States of America	940.244	3.77%
Burkina Faso	907.620	3.64%
Belgium	795.608	3.19%

BUYER	Volume (m ³)	% Share in Volume (m ³) for April 2021
Thai Phat International Company Limited No 10A, Alley 337/52, Cau Giay Street, Group 22, Cau Giay District, Hanoi, Vietnam [+84 902 868 189]	2,146.346	8.62%
Kappa International PTE Limited No 10. Anson Road #23-16 International Plaza, Singapore – 079903, Singapore. [+65 6225 6186]	1,921.768	7.72%
Pan Asia Intercontinental PTE Limited 141 Cecil St, Singapore 069541 [+65 6222 2484]	1,643.310	6.60%
Shree Sagar General Trading Free Zone Entity FZE SM – Office G1 Hall 2-16 Ajman, United Arab Emirates [+971 564 378300]	998.917	4.01%
ETS Salaou Hassane ET Fils Commerce General HF 4194B 13384 Niamey, Niger [+22 622 8676]	837.672	3.36%

TIMBER AND WOOD PRODUCTS ANALYTICS

Summary Report on Export Products April, 2021

HS CODE	PRODUCT	VOLUME (m ³)	VALUE (€)	CUMULATIVE: JAN-APR 2021	
				VOLUME (m ³)	VALUE (€)
4407	Lumber (Air Dried)	10,946.834	5,483,311.33	44,340.849	22,549,487.09
4403	Billet	6,050.337	2,495,772.03	19,743.306	8,197,255.13
4407	Lumber (Kiln Dried)	3,182.172	1,989,752.60	12,907.035	8,237,751.28
4408	Sliced Veneer	779.936	890,436.53	3,123.155	3,510,557.47
4412	Plywood (Overland)	2,117.391	785,972.84	6,749.170	2,555,909.36
4418	Processed L/ Mouldings	1,106.605	716,286.77	3,620.225	2,559,931.57
4408	Rotary Veneer	550.604	280,477.16	2,256.700	1,169,057.25
4412	Plywood	146.373	62,940.39	521.612	261,770.82
4401	Briquettes	28.530	5,937.49	123.634	25,729.97
4408	Curly Veneer	0.339	494.82	0.339	494.82
4409	Boules (Air Dried)	-	-	140.510	78,432.95
	GRAND TOTAL	24,909.121	12,711,381.96	93,526.535	49,146,377.72

APRIL 2021 AVERAGE EXCHANGE RATE
€ 1 = \$1.20
£ 1.16 = € 1

Leading Exporters of Wood Products for April 2021

PRODUCT	EXPORTER	VOLUME (m ³)	VALUE (€)	€/m ³
Lumber (Air Dried)	Mawuli Elliot Limited	903.116	481,286.52	532.92
Billet	Krish Sun Company Limited	1,589.180	669,222.13	421.11
Lumber (Kiln Dried)	Logs and Lumber Limited	1,202.008	634,620.68	527.97
Sliced Veneer	John Bitar and Company Limited	235.768	265,269.10	1,125.13
Plywood (Overland)	Logs and Lumber Limited	551.899	236,400.00	428.34
Processed L/ Mouldings	Logs and Lumber Limited	671.320	374,353.63	557.64
Rotary Veneer	John Bitar and Company Limited	372.068	170,811.53	459.09
Plywood	Samartex Timber and Plywood Company Limited	146.373	62,940.39	430.00
Briquettes	Sustainable Biomass Solution Ghana Limited	28.530	5,937.49	208.11
Curly Veneer	John Bitar and Company Limited	0.339	494.82	1,461.00

Leading Exporters of Top Five (5) Products by Species April 2021

SPECIES	EXPORTERS	VOLUME (m ³)	VALUE (€)	€/m ³
Teak	Mawuli Elliot Limited	1730.45	817,487.70	472.41
Wawa	Logs and Lumber Limited	845.07	383,144.22	453.39
Ceiba	Wood Pillar Limited	619.17	217,144.32	350.70
Dahoma	Logs and Lumber Limited	285.42	161,084.32	564.38
Mahogany	Samartex Timber and Plywood Company Limited	138.00	148,860.72	1,078.72
Papao/ Apa	Xylogi Company Limited	90.69	99,973.15	1,102.36
Cedrela	Ayipah Wood Company Limited	99.72	97,450.20	977.23
Makore	Samartex Timber and Plywood Company Limited	101.46	95,127.74	937.58
Guarea	Samartex Timber and Plywood Company Limited	168.06	77,246.92	459.65
Chenchen	Logs and Lumber Limited	56.83	75,206.56	1,323.30
Koto / Kyere	John Bitar and Company Limited	96.28	73,571.39	764.17
Kako / Ekki	Green Nations Limited	108.64	71,207.66	655.46
Asanfina	Logs and Lumber Limited	73.85	70,818.69	958.94
Odum	Samartex Timber and Plywood Company Limited	71.94	69,931.50	972.05
Denya	Samartex Timber and Plywood Company Limited	115.38	65,998.67	572.04
Sapele	John Bitar and Company Limited	47.37	64,677.18	1,365.32
Mixed Redwood	John Bitar and Company Limited	125.91	62,232.65	494.25
Rosewood	Green Nations Limited	80.00	57,203.62	715.05
Black Ofram	Buadac Company Limited	226.89	56,722.50	250.00
Danta	Samartex Timber and Plywood Company Limited	138.590	49,892.40	360.00
Edinam	Boison Construction Works Limited	71.313	49,292.28	691.21
Senya	Delin Wood Limited	73.663	39,504.28	536.28
Niangon	Logs and Lumber Limited	52.154	33,900.10	650.00
Kroma	Green Nations Limited	54.232	25,852.22	476.70
Ayan / B'Dua	Logs and Lumber Limited	34.401	23,778.33	691.21
Rubberwood	Prestige Innovation and Processing Company	96.144	22,915.77	238.35
Gmelina	Askraf International Company Limited	90.244	17,207.61	190.68
Emire	Boison Construction Works Limited	31.515	16,702.95	530.00
Ofram	Mondial Veneer Ghana Limited	18.951	15,333.05	809.11
Kusia	Samartex Timber and Plywood Company Limited	20.012	13,131.34	656.17
Potrodum	Frimp and Son Limited	18.230	13,035.27	715.05
Akasa	John Bitar and Company Limited	20.401	10,373.21	508.46
Albizia	Boison Construction Works Limited	21.551	10,021.22	465.00
Entedua	Samartex Timber and Plywood Company Limited	2.918	3,890.99	1,333.33
Walnut / Lovoa	Mondial Veneer Ghana Limited	1.954	2,280.18	1,166.67
Mansonia	John Bitar and Company Limited	1.077	2,244.26	2,083.33
Wawabima	Samartex Timber and Plywood Company Limited	5.406	1,946.16	360.00
Avodire	John Bitar and Company Limited	2.369	1,411.62	595.87
Ohaa	John Bitar and Company Limited	0.751	970.18	1,291.05
Ebony	Kete Krachi Timber Recovery Limited	0.439	418.54	953.39

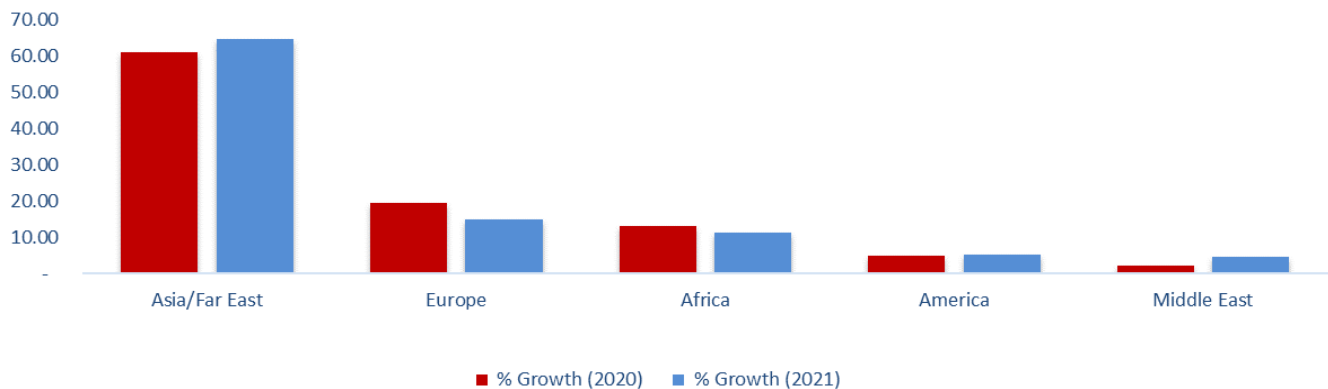
Leading Buyers of Top Five (5) Products by Species April 2021

SPECIES	BUYERS	VOLUME (m ³)	VALUE (€)	€/m ³
Teak	Thai Phat International Company Limited	2,056.102	936,249.74	455.35
Ceiba	ETS Salaou Hassane	794.806	323,784.00	407.37
Rosewood	TZ Trading	340.000	243,115.37	715.05
Wawa	Somex NV Haven	409.117	180,011.48	440.00
Mahogany	Superior Timber and Deckings Limited	137.997	148,860.72	1,078.72
Denya	South Asia Timber Resources PTE Limited	165.211	103,979.85	629.38
Papao/ Apa	Loc Ha Trading Company Limited	90.690	99,973.15	1,102.36
Dahoma	Chabros International Group	165.394	98,146.71	593.41
Cedrela	Overseas Hardwood Company	99.721	97,450.20	977.23
Black Ofram	Batiplus Industries	338.986	89,230.34	263.23
Guarea	Sicor Empreendimentos	168.056	77,246.92	459.65
Edinam	Blue Resources	106.562	73,656.76	691.21
Kako / Ekki	Success Company Limited	108.638	71,207.66	655.46
Asanфина	Starlegno Srl	73.851	70,818.69	958.94
Danta	Batiplus Industries	193.567	66,385.50	342.96
Odum	Lathams Direct Timber	70.034	65,955.90	941.77
Makore	Superior Timber and Deckings Limited	68.172	64,182.31	941.48
Mixed Redwood	Nana Commerce	125.913	62,232.65	494.25
Koto / Kyere	Wob Timber GMBH	102.102	60,988.76	597.33
Chenchen	Keflico Haverland	26.044	43,407.34	1,666.67
Senya	Greenda Industry Limited	73.663	39,504.28	536.28
Sapele	Soboplac USA Corperation	18.278	37,063.41	2,027.79
Niangon	Chabros International Group	52.154	33,900.10	650.00
Kroma	Success Company Limited	54.232	25,852.22	476.70
Ayan / B'Dua	Chabros International Group	34.401	23,778.33	691.21
Rubberwood	Hong Kong Liangruncheng International	96.144	22,915.77	238.35
Gmelina	Thai Phat International Company Limited	90.244	17,207.61	190.68
Emire	Arbawood Timber Trading Agency	31.515	16,702.95	530.00
Ofram	Mondial Tranciati Srl	18.951	15,333.05	809.11
Akasa	Mondial Tranciati Srl	15.765	15,012.57	952.27
Kusia	Fritz Offermann GMBH	20.012	13,131.34	656.17
Potrodum	Fortune Exim	18.230	13,035.27	715.05
Albizia	Sudeck and Company GMBH	21.551	10,021.22	465.00
Entedua	Sonke Bruhn GMBH and Company	2.918	3,890.99	1,333.33
Walnut / Lovoa	Mondial Tranciati Srl	1.954	2,280.18	1,166.67
Mansonia	Mondolegno Srl	1.077	2,244.26	2,083.33
Wawabima	Batiplus Industries	5.406	1,946.16	360.00
Avodire	The Kitchen Studio	2.369	1,411.62	595.87
Ohaa	Kingdom Resources	0.751	970.18	1,291.05
Ebony	Spencer Bird Limited	0.439	418.54	953.39

Major Markets of Ghana's Wood Products Exports: Jan-Apr 2020/ 2021: Volume

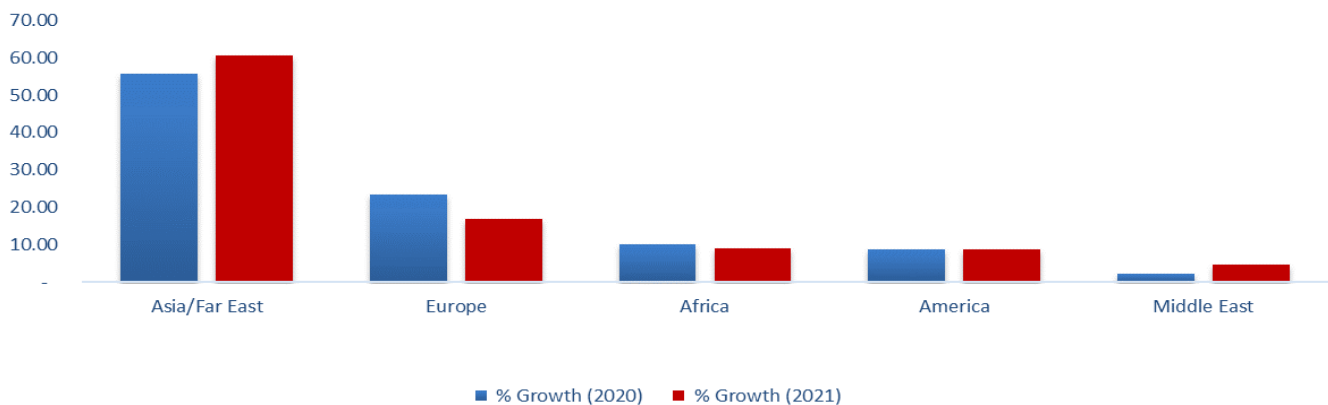
Volume(m ³) in thousands					
CONTINENT	JAN-APR 2020	% Growth (2020)	JAN-APR 2021	% Growth (2021)	Volume Variation
	Volume(m ³)		Volume(m ³)		
Asia/Far East	39.725	60.76	60.227	64.40	3.63
Europe	12.601	19.27	13.767	14.72	-4.55
Africa	8.487	12.98	10.621	11.36	-1.62
America	3.231	4.94	4.701	5.03	0.08
Middle East	1.333	2.04	4.209	4.50	2.46
Total	65.376	100.00	93.527	100.00	0.00

%in Volume (m³) for Exports in the Major Markets for Jan-April 2020 and 2021



Values (€) in millions					
CONTINENT	JAN-APR 2020	% Growth (2020)	JAN-APR 2021	% Growth (2021)	Value Variation
	Value(€)		Value(€)		
Asia/Far East	17.90	55.68	29.73	60.50	4.81
Europe	7.49	23.31	8.35	16.98	-6.33
Africa	3.23	10.05	4.46	9.07	-0.98
America	2.81	8.75	4.27	8.68	-0.06
Middle East	0.71	2.21	2.35	4.77	2.57
Total	32.15	100.00	49.15	100.00	0.00

% in Value (€) for Exports in the Major Markets for Jan-April 2020 and 2021



Export of Timber and Wood Products to Ecowas Countries: Jan-Apr 2020/ 2021

ECOWAS COUNTRIES	JAN-APR 2020			JAN-APR 2021		
	Volume(m ³)	Value(€)	UNIT PRICE	Volume(m ³)	Value(€)	UNIT PRICE
Burkina Faso	2,332.772	771,915.49	330.90	2,497.514	931,784.23	373.08
Togo	921.913	342,934.09	371.98	2,167.595	811,262.57	374.27
Senegal	-	-	-	2,035.246	727,570.00	357.49
Niger	2,298.983	722,412.81	314.23	1,131.186	401,748.74	355.16
Benin	566.781	168,285.30	296.91	601.314	252,937.50	420.64
Mali	250.071	80,775.97	323.01	296.193	132,099.50	445.99
Cape Verde	244.099	106,793.77	437.50	236.436	109,217.84	461.93
Gambia	55.368	23,508.77	424.59	55.368	26,076.83	470.97
TOTAL	6,669.987	2,216,626.19	332.33	9,020.852	3,392,697.21	376.09

Comparative Export Statistics for Timber and Wood Products: Jan-Apr 2020 / 2021

PRODUCT	% GROWTH			% GROWTH		
	JAN-APR 2020	JAN-APR 2021	% Growth	JAN-APR 2020	JAN-APR 2021	% Growth
	Volume(m ³)	Volume(m ³)	in Volume	Value(€)	Value(€)	in Value
Lumber (Air Dried)	32,780.736	44,340.849	35.26	15,064,263.86	22,549,487.09	49.69
Lumber (Kiln Dried)	11,934.362	12,907.035	8.15	7,041,715.82	8,237,751.28	16.99
Plywood (Overland)	6,420.350	6,749.170	5.12	2,105,468.72	2,555,909.36	21.39
Plywood	52.965	521.612	884.82	27,325.04	261,770.82	857.99
Processed L/Mouldings	3,276.538	3,620.225	10.49	2,431,621.67	2,559,931.57	5.28
Sliced Veneer	2,509.538	3,123.155	24.45	2,315,370.05	3,510,557.47	51.62
Rotary Veneer	3,018.119	2,256.700	-25.23	1,175,283.97	1,169,057.25	-0.53
Curled Veneer	-	0.339	0.00	-	494.82	0.00
Sliced Veneer (Overland)	5.538	-	-100.00	4,363.69	-	-100.00
Billet	5,177.016	19,743.306	281.36	1,867,687.16	8,197,255.13	338.90
Boules (Air Dried)	121.219	140.510	15.91	70,035.78	78,432.95	11.99
Boules (Kiln Dried)	79.208	-	-100.00	48,923.85	-	-100.00
Briquettes	-	123.634	0.00	-	25,729.97	0.00
TOTAL	65,375.589	93,526.535	43.06	32,152,059.62	49,146,377.72	52.86

Timber and Wood Products Classification

PRODUCT	JAN-APR 2020			JAN-APR 2021		
	Volume(m ³)	Value(€)	% Share in Value	Volume(m ³)	Value(€)	% Share in Value
PRIMARY						
Billet	5,177.016	1,867,687.16		19,743.306	8,197,255.13	
SUB TOTAL	5,177.016	1,867,687.16	5.81	19,743.306	8,197,255.13	16.68
SECONDARY						
Lumber (Air Dried)	32,780.736	15,064,263.86		44,340.849	22,549,487.09	
Lumber (Kiln Dried)	11,934.362	7,041,715.82		12,907.035	8,237,751.28	
Boules (Air Dried)	121.219	70,035.78		140.510	78,432.95	
Boules (Kiln Dried)	79.208	48,923.85		-	-	
Veneers	5,533.195	3,495,017.71		5,380.193	4,680,109.55	
Plywood (Overland)	6,420.350	2,105,468.72		6,749.170	2,555,909.36	
Plywood	52.965	27,325.04		521.612	261,770.82	
Briquettes	-	-		123.634	25,729.97	
SUB TOTAL	56,922.035	27,852,750.79	86.63	70,163.004	38,389,191.01	78.11
TERTIARY						
Processed L/Mouldings	3,276.538	2,431,621.67		3,620.225	2,559,931.57	
SUB TOTAL	3,276.538	2,431,621.67	7.56	3,620.225	2,559,931.57	5.21
GRAND TOTAL						
	65,375.589	32,152,059.62	100.00	93,526.535	49,146,377.72	100.00

Product	m ³ /ft. container
Logs	11-13m ³ / 20ft
Other Products	20m ³ / 20ft

Export Performance for Timber and Wood Products

EXPORTERS PERFORMANCE - LUMBER (AIR DRIED)

EXPORTER	VOLUME (m ³)	VALUE (€)	CUMULATIVE: JAN-APR 2021	
			VOLUME (m ³)	VALUE (€)
Mawuli Elliot Limited	903.116	481,286.52	2,689.282	1,355,503.11
3RDI Shipping Agency Limited	999.442	476,302.37	2,678.096	1,285,091.51
Multimodal Freight Services Limited	740.789	356,519.82	4,444.079	2,143,734.05
Peacrok Company Limited	738.946	355,632.84	3,533.276	1,702,037.06
Duakron Ghana Limited	649.812	312,735.28	2,021.729	977,221.61
Samartex Timber and Plywood Company Limited	757.913	299,074.48	2,527.792	1,062,552.28
Askraf International Company Limited	398.251	191,666.42	1,195.706	585,677.68
Nasorp Merchantile Company Limited	367.830	177,025.69	1,987.444	1,060,302.55
Green Nations Limited	260.984	167,730.43	1,150.279	724,632.68
Panchtatva Associates Limited	328.604	158,147.38	1,687.097	814,808.10
Fortune Exim Ghana Limited	325.728	156,763.24	1,858.783	898,408.63
Geavag Company Limited	324.556	156,199.20	685.284	353,770.02
Star Exim Ghana Limited	306.983	147,741.83	632.172	303,130.92
Indiana Woods Limited	288.360	138,779.13	396.450	190,771.04
Regent Industries Ghana Limited	259.971	125,116.35	1,434.613	692,060.03
Logs and Lumber Limited	227.113	122,770.84	632.954	315,009.12
Eastwest Exports Limited	148.125	107,466.93	666.304	482,410.46
Xylogi Company Limited	90.690	100,932.33	90.690	100,932.33
Buadac Company Limited	315.178	79,877.80	315.178	79,877.80
Bhakti Ghana Limited	162.495	78,204.03	234.495	112,608.69
Gran Pa Shipping and Company Limited	144.773	69,674.96	506.439	244,764.83
Beghap Company Limited	126.227	60,749.32	432.663	208,311.33
Arena Resources Limited	126.039	60,658.84	504.276	242,287.62
Makarios Logistics Limited	54.200	60,321.23	90.350	100,747.21
Frimp and Son Limited	108.807	56,752.37	199.131	112,347.18
Boison Construction Works Limited	88.197	55,176.07	88.197	55,176.07
Speed Bee Timber Company Limited	108.713	52,320.35	144.983	69,859.88
Africa Timber Resources Limited	73.767	48,815.08	1,027.262	681,085.52
A List Enterprise Ghana Limited	72.315	43,503.84	216.977	131,203.03
F Wood and Trading Company Limited	90.362	43,488.56	704.494	339,593.85
Leadway Star Company Limited	60.000	43,314.34	60.000	43,314.34
Bempasteele Company Limited	60.000	43,314.34	60.000	43,314.34
Lebebaba Company Limited	60.000	43,314.34	60.000	43,314.34
Delin Wood Limited	73.663	39,883.30	570.585	309,496.82
John Bitar and Company Limited	78.544	36,784.92	581.989	232,020.58
Nach Company Limited	72.124	34,711.15	252.413	122,062.71
Josanwi Enterprise Limited	72.065	34,682.75	72.065	34,682.75
Absdjaney Ghana Limited	72.026	34,663.98	144.143	69,124.54
Estee Glory Company Limited	40.000	28,876.22	40.000	28,876.22
Mcdon Woods and Timber Limited	40.000	28,876.22	40.000	28,876.22
Juben Empire Ghana Limited	55.731	26,821.68	291.829	138,223.47
Renas Prestige Company Limited	54.630	26,291.80	324.820	157,041.66
Krish Sun Company Limited	54.130	26,051.17	126.312	60,542.79
City View Company Limited	44.440	24,595.81	44.440	24,595.81
Kodeas Family Link Company Limited	36.351	24,055.16	36.351	24,055.16
Western Hardwood Limited	49.102	22,758.65	49.102	22,758.65

Rakhishem Company Limited	40.126	20,759.82	40.126	20,759.82
Lambro Company Limited	18.100	20,144.17	18.100	20,144.17
Nabe Wood Processing Limited	36.172	19,584.58	36.172	19,584.58
Smith Timber Export Limited	36.180	17,412.36	162.587	78,260.31
Rock Age Impex Limited	36.163	17,404.18	235.056	113,716.81
Nihar Exim Ghana Limited	36.106	17,376.75	126.583	61,057.38
Kete Krachi Timber Recovery Limited	22.019	14,571.00	165.030	161,365.30
Willcells Ghana Limited	18.354	12,145.70	18.354	12,145.70
Prestige Innovation and Processing Company	48.126	11,580.81	187.077	44,779.15
Preknow Investment Company Limited	18.100	11,324.29	18.100	11,324.29
Masae Ghana Limited	18.086	8,704.26	18.086	8,704.26
Richtuah Company Limited	18.074	8,698.48	397.787	212,189.56
Eco Premium Limited	18.015	8,670.09	18.015	8,670.09
Vickymart Plus Company Limited	18.005	8,665.27	180.050	86,510.64
Harvestive Ghana Limited	18.000	8,662.87	36.079	17,301.78
Mcken Logistics Company Limited	18.000	8,662.87	90.000	43,409.16
Concrete Décor Designs Limited	18.116	8,514.52	36.313	17,067.11
PM Overseas Ghana Limited	-	-	1,588.342	767,728.88
Dark Andoh Global Company Limited	-	-	542.539	483,450.10
Isaac Manu 2010 Limited	-	-	342.620	165,334.30
MKR Commodities Limited	-	-	324.694	157,111.36
Amoasly Company Limited	-	-	307.052	148,584.48
Benediction Company Limited	-	-	163.289	139,233.47
AIM Manufacturing Company Limited	-	-	270.534	131,018.92
Ibrahim and Sons Company Limited	-	-	205.437	119,374.12
Jonada Global Company Limited	-	-	180.316	92,139.72
Ere Oseiwaa Company Limited	-	-	180.781	87,693.73
Primus Freight Services Limited	-	-	62.001	68,779.89
Ghana Primewood Products Limited	-	-	130.993	68,759.15
Best Quote Limited	-	-	108.284	52,427.90
Pas Timbers Limited	-	-	84.280	51,851.86
Ecod Company Limited	-	-	55.453	36,434.47
Sandylord Company Limited	-	-	72.211	34,951.78
Adras Company Limited	-	-	47.567	27,941.71
G 8 Farms and Company Limited	-	-	54.039	25,822.13
WR Company Limited	-	-	57.454	21,303.21
Erivankes Company Limited	-	-	18.459	20,802.48
Geetanjali Trading Company Limited	-	-	36.004	17,545.92
K V Global Company Limited	-	-	36.000	17,305.65
Mere Plantations Limited	-	-	44.185	14,956.96
Broadwater Company Limited	-	-	24.696	14,323.68
Felixo Prestige Company Limited	-	-	22.672	9,748.96
Swiss Lumber Company Limited	-	-	21.129	8,979.83
Star Sawmill Products Limited	-	-	19.614	8,841.65
Pan Afro King Company Limited	-	-	18.260	8,830.21
G L Interlink Limited	-	-	7.905	3,003.90
GRAND TOTAL	10,946.834	5,483,311.33	44,340.849	22,549,487.09

MOVING SPECIES - LUMBER (AIR DRIED)

SPECIES	VOLUME (m ³)	VALUE (€)	CUMULATIVE: JAN-APR 2021	
			VOLUME (m ³)	VALUE (€)
Teak	8,208.934	4,025,573.12	34,383.066	16,997,565.65
Rosewood	340.000	245,447.90	340.000	245,447.90
Denya	372.326	221,720.87	2,354.003	1,420,963.56
Papao/ Apa	168.520	185,241.08	699.747	760,662.92
Dahoma	339.809	136,974.29	674.189	284,712.26
Kako / Ekki	182.337	115,455.37	1,263.925	831,159.40
Black Ofram	369.947	101,614.74	824.832	239,081.71
Guarea	168.056	77,246.92	236.436	109,217.84
Senya	128.189	71,613.58	967.452	528,036.47
Danta	193.567	66,385.50	412.004	143,891.45
Kroma	93.603	38,205.15	274.896	102,558.81
Niangon	52.154	33,900.10	267.427	154,511.11
Wawa	73.437	27,422.02	228.580	94,353.43
Cedrela	44.440	24,595.81	44.440	24,595.81
Koto / Kyere	37.806	21,738.45	37.806	21,738.45
Sapele	26.544	21,235.20	51.014	29,799.08
Potrodum	25.802	17,135.64	168.486	119,028.87
Kusia	20.012	13,131.34	126.159	63,859.21
Emire	23.972	12,944.88	50.557	27,300.78
Rubberwood	48.126	11,580.81	187.077	44,779.15
Albizia	21.551	10,021.22	78.484	35,386.19
Odum	2.296	2,181.20	11.263	8,515.87
Wawabima	5.406	1,946.16	102.282	35,448.93
Mahogany	-	-	2.969	3,546.79
Avodire	-	-	72.262	16,258.95
Ofram	-	-	2.289	1,285.19
Walnut / Lovoa	-	-	365.954	148,439.51
Ananta	-	-	71.594	26,167.56
Berekankon	-	-	0.833	1,094.62
Candollei	-	-	20.602	12,254.48
Kane	-	-	8.426	8,153.26
Utile	-	-	11.795	9,671.90
GRAND TOTAL	10,946.834	5,483,311.33	44,340.849	22,549,487.09

DIRECTION OF TRADE - LUMBER (AIR DRIED)

DESTINATION	VOLUME (m ³)	VALUE (€)	CUMULATIVE: JAN-APR 2021	
			VOLUME (m ³)	VALUE (€)
India	8,302.960	4,099,257.40	35,170.192	17,576,485.62
Vietnam	634.445	441,523.13	2,345.855	1,637,740.00
China	524.459	334,668.16	1,267.086	710,522.13
Senegal	571.270	164,224.20	1,660.007	528,739.58
United Arab Emirates	312.271	127,292.82	1,616.469	928,364.26
Cape Verde	168.056	77,246.92	236.436	109,217.84
Germany	97.607	57,539.25	341.763	170,904.78
Bangladesh	72.315	43,503.84	216.977	131,203.03
Greece	52.154	33,900.10	183.147	102,659.25
Belgium	75.196	33,678.20	308.368	156,480.48

United Kingdom	43.984	26,076.22	107.047	54,217.45
Portugal	34.653	17,839.87	101.780	61,301.74
Spain	36.000	14,940.00	36.000	14,940.00
Egypt	21.464	11,621.24	274.356	135,742.22
Denmark	-	-	24.682	13,081.46
France	-	-	162.026	75,884.77
Indonesia	-	-	12.170	9,086.47
Lebanon	-	-	77.068	30,144.86
Pakistan	-	-	54.926	22,309.08
South Korea	-	-	55.453	36,434.47
Sri Lanka	-	-	71.594	26,167.56
United States of America	-	-	17.447	17,860.06
GRAND TOTAL	10,946.834	5,483,311.33	44,340.849	22,549,487.09

EXPORTERS PERFORMANCE - BILLET

EXPORTER	VOLUME (m ³)	VALUE (€)	CUMULATIVE: JAN-APR 2021	
			VOLUME (m ³)	VALUE (€)
Krish Sun Company Limited	1,589.180	669,222.13	3,901.889	1,644,337.30
Mawuli Elliot Limited	845.434	356,022.06	2,046.628	857,497.83
3RDI Shipping Agency Limited	658.409	277,263.67	1,679.297	706,491.28
Star Exim Ghana Limited	442.393	186,296.82	741.455	312,647.06
Kimpex Ghana Limited	431.233	181,597.22	431.233	181,597.22
Dark Andoh Global Company Limited	338.671	142,618.29	1,264.113	533,349.47
Arena Resources Limited	187.517	78,965.58	1,157.247	488,496.43
Rock Age Impex Limited	152.005	64,011.07	931.023	393,210.45
Banyan Trade Africa Limited	136.200	57,355.40	448.266	189,230.87
Nabe Wood Processing Limited	116.740	49,160.57	356.583	149,780.72
Beloved Knowledge Links Limited	106.049	44,658.46	657.722	277,338.29
Absdjaney Ghana Limited	88.088	37,094.88	484.464	204,507.50
Mcken Logistics Company Limited	103.600	33,111.40	171.500	61,501.22
Multimodal Freight Services Limited	78.044	32,865.23	533.838	226,539.03
Geavag Company Limited	77.324	32,562.03	232.078	97,803.09
Josanwi Enterprise Limited	66.132	27,848.95	66.132	27,848.95
Eastwest Exports Limited	66.118	27,843.06	383.666	163,120.12
Masae Ghana Limited	91.141	25,112.39	168.442	52,816.87
PM Overseas Ghana Limited	55.466	23,357.38	1,164.781	493,687.93
Ack International Export Limited	67.286	23,214.20	111.636	31,792.95
Panchtatva Associates Limited	44.293	18,652.30	121.881	51,184.14
Avenue Wood Limited	44.120	18,579.44	107.142	45,266.76
Askraf International Company Limited	90.244	17,372.71	244.611	82,358.01
Bhakti Ghana Limited	34.800	14,654.68	57.600	24,187.64
F Wood and Trading Company Limited	33.100	13,938.79	33.100	13,938.79
Mashwar Company Limited	29.011	12,216.87	52.011	21,833.45
Speed Bee Timber Company Limited	22.258	9,373.10	176.997	74,605.55
Nach Company Limited	22.181	9,340.68	66.543	27,888.97
Smith Timber Export Limited	22.100	9,306.57	22.100	9,306.57
Africa Timber Resources Limited	11.200	2,156.09	33.933	6,553.40
Peacrok Company Limited	-	-	33.060	13,822.79
Indiana Woods Limited	-	-	22.231	9,295.05

Gran Pa Shipping and Company Limited	-	-	22.035	9,359.91
Frimp and Son Limited	-	-	33.061	13,823.20
Nihar Exim Ghana Limited	-	-	44.532	18,843.03
Richtuah Company Limited	-	-	179.396	70,990.47
AIM Manufacturing Company Limited	-	-	573.329	242,212.11
K V Global Company Limited	-	-	126.201	53,600.27
Mere Plantations Limited	-	-	88.572	26,437.95
Pan Afro King Company Limited	-	-	55.221	23,199.55
Anish AG International Limited	-	-	22.008	9,312.35
Brown Brothers Company Limited	-	-	100.360	42,391.14
Mukhi Brother's Ghana Limited	-	-	34.252	14,493.21
Multigreen Company Limited	-	-	56.310	23,543.89
PVN International Limited	-	-	159.525	30,837.42
Zenith Impex Ghana Limited	-	-	345.302	144,374.94
GRAND TOTAL	6,050.337	2,495,772.03	19,743.306	8,197,255.13

MOVING SPECIES - BILLET

SPECIES	VOLUME (m ³)	VALUE (€)	CUMULATIVE: JAN-APR 2021	
			VOLUME (m ³)	VALUE (€)
Teak	5,822.453	2,451,902.50	19,222.694	8,096,883.54
Gmelina	227.884	43,869.53	520.612	100,371.59
GRAND TOTAL	6,050.337	2,495,772.03	19,743.306	8,197,255.13

DIRECTION OF TRADE - BILLET

DESTINATION	VOLUME (m ³)	VALUE (€)	CUMULATIVE: JAN-APR 2021	
			VOLUME (m ³)	VALUE (€)
India	5,922.077	2,444,320.61	18,785.629	7,806,000.74
United Arab Emirates	117.249	46,814.56	691.655	283,891.70
Bangladesh	11.011	4,636.86	56.051	18,516.70
Vietnam	-	-	187.171	79,198.53
China	-	-	22.800	9,647.47
GRAND TOTAL	6,050.337	2,495,772.03	19,743.306	8,197,255.13

EXPORTERS PERFORMANCE - LUMBER (KILN DRIED)

EXPORTER	VOLUME (m ³)	VALUE (€)	CUMULATIVE: JAN-APR 2021	
			VOLUME (m ³)	VALUE (€)
Logs and Lumber Limited	1,202.008	634,620.68	3,083.613	1,681,626.44
Samartex Timber and Plywood Company Limited	352.762	373,132.97	2,404.591	2,190,062.66
John Bitar and Company Limited	373.461	179,251.03	1,411.870	743,454.81
Ayipah Wood Company Limited	129.569	119,932.61	710.234	638,374.08
Logs Court Limited	180.980	109,775.69	607.342	430,702.04
Boison Construction Works Limited	181.119	109,200.03	749.135	343,950.54
Sunstex Company Limited	117.655	101,317.78	472.663	265,794.29
Specialized Timber Products Limited	119.707	55,056.98	688.017	351,006.33
Africa Timber Resources Limited	74.352	49,202.20	74.352	49,202.20
Adras Company Limited	96.625	43,137.01	595.646	288,064.03
Fosu and Fosuaa Company Limited	83.815	37,716.75	200.969	88,854.03
Swiss Lumber Company Limited	36.245	33,797.06	253.802	178,994.09
Asuo Bomosadu Timber and Sawmills Limited	39.122	33,062.89	219.448	116,659.05

Kete Krachi Timber Recovery Limited	26.504	29,613.40	149.669	114,354.52
Ibrahim and Sons Company Limited	34.018	28,915.30	205.646	107,003.03
Beb Hill Company Limited	42.137	23,321.18	42.137	23,321.18
Lethnass Limited	44.075	17,144.22	174.815	70,280.80
Prestige Innovation and Processing Company	48.018	11,554.82	288.014	69,446.93
Buadac Company Limited	-	-	103.297	102,633.91
Mondial Veneer Ghana Limited	-	-	70.140	78,813.17
Evergreen Timbers Limited	-	-	64.432	64,091.41
Modern Wood Technology and Company Limited	-	-	44.691	43,223.56
City View Company Limited	-	-	41.957	41,100.11
Coppon Wood Processing Limited	-	-	34.853	33,120.74
Nana Ajoa Frimpomaa Company Limited	-	-	33.424	31,942.81
Emanro Wood Processing Limited	-	-	49.583	30,204.25
Carpo Timber and Trading Limited	-	-	52.320	19,881.60
Slyvent Company Limited	-	-	32.666	17,312.98
Ayum Forest Products Limited	-	-	20.790	12,162.15
Concrete Décor Designs Limited	-	-	26.919	12,113.55
GRAND TOTAL	3,182.172	1,989,752.60	12,907.035	8,237,751.28

MOVING SPECIES - LUMBER (KILN DRIED)

SPECIES	VOLUME (m ³)	VALUE (€)	CUMULATIVE: JAN-APR 2021	
			VOLUME (m ³)	VALUE (€)
Wawa	1,348.179	582,856.74	5,532.830	2,379,312.32
Mahogany	291.063	312,475.12	2,141.166	2,135,625.76
Dahoma	385.046	221,530.97	612.452	355,595.85
Odum	222.904	214,903.39	548.105	530,690.37
Cedrela	218.417	213,820.31	1,165.813	1,064,347.74
Edinam	136.410	95,910.89	385.657	280,753.42
Black Ofram	174.478	89,709.35	425.943	217,353.80
Makore	68.172	64,798.10	148.132	126,965.11
Koto / Kyere	96.996	58,870.31	511.099	308,115.24
Denya	74.352	49,202.20	74.352	49,202.20
Ayan / B'Dua	51.415	34,129.80	86.040	50,403.55
Mixed Redwood	32.399	21,439.93	196.355	129,654.92
Emire	31.515	16,702.95	100.662	58,745.23
Rubberwood	48.018	11,554.82	288.014	69,446.93
Avodire	2.369	1,425.16	2.369	1,425.16
Ebony	0.439	422.56	0.439	422.56
Sapele	-	-	272.839	213,267.48
Ofram	-	-	35.479	15,255.97
Walnut / Lovo	-	-	4.118	2,759.06
Guarea	-	-	35.460	17,730.00
Niangon	-	-	88.473	57,430.17
Essa	-	-	52.466	45,668.94
Black Hyedua	-	-	24.766	20,714.15
Papao/ Apa	-	-	33.168	22,064.28
Utile	-	-	39.851	39,463.69
White Ofram	-	-	74.068	33,223.85
Yaya	-	-	26.919	12,113.55
GRAND TOTAL	3,182.172	1,989,752.60	12,907.035	8,237,751.28

DIRECTION OF TRADE - LUMBER (KILN DRIED)

DESTINATION	VOLUME (m ³)	VALUE (€)	CUMULATIVE: JAN-APR 2021	
			VOLUME (m ³)	VALUE (€)
United States of America	548.380	564,207.77	2,636.474	2,721,572.68
Belgium	632.338	278,931.48	1,993.756	916,824.23
Germany	367.389	162,002.94	1,390.254	623,308.07
Saudi Arabia	231.285	124,669.46	831.914	415,062.01
Qatar	203.964	113,275.43	377.733	213,397.02
South Africa	217.521	112,530.70	312.014	153,162.69
United Arab Emirates	175.262	111,619.24	294.838	195,769.78
Lebanon	103.657	104,471.83	182.973	163,969.14
China	158.327	99,674.11	575.603	265,146.85
United Kingdom	70.034	65,955.90	292.923	188,362.62
Dominican Republic	71.313	49,765.21	338.217	214,159.63
Israel	84.019	37,808.55	299.661	149,755.35
Pakistan	35.249	24,598.24	268.322	204,957.55
Finland	46.080	22,809.60	469.889	235,299.90
Iraq	42.598	21,526.21	84.359	38,648.22
Vietnam	32.399	21,439.93	168.036	117,324.00
Egypt	44.976	20,022.20	266.162	204,231.98
Estonia	44.687	19,438.85	557.130	241,408.87
France	41.179	18,302.01	338.365	152,604.42
Spain	31.515	16,702.95	31.515	16,702.95
Greece	-	-	225.085	186,654.44
Canada	-	-	270.369	267,079.35
Ireland	-	-	146.727	68,663.65
Italy	-	-	164.452	99,692.53
Netherlands	-	-	324.358	151,796.94
Reunion Island	-	-	35.460	17,730.00
Turkey	-	-	30.446	14,466.39
GRAND TOTAL	3,182.172	1,989,752.60	12,907.035	8,237,751.28

EXPORTERS PERFORMANCE - SLICED VENEER

EXPORTER	VOLUME (m ³)	VALUE (€)	CUMULATIVE: JAN-APR 2021	
			VOLUME (m ³)	VALUE (€)
John Bitar and Company Limited	235.768	265,269.10	538.495	627,526.49
Logs and Lumber Limited	172.247	215,057.58	919.777	1,140,099.46
Ayum Forest Products Limited	123.243	171,918.22	281.977	427,114.36
Mondial Veneer Ghana Limited	190.213	169,310.99	784.283	677,373.05
Samartex Timber and Plywood Company Limited	58.465	68,880.65	553.453	614,781.01
Xylogi Company Limited	-	-	45.169	23,663.10
GRAND TOTAL	779.936	890,436.53	3,123.155	3,510,557.47

MOVING SPECIES - SLICED VENEER

SPECIES	VOLUME (m ³)	VALUE (€)	CUMULATIVE: JAN-APR 2021	
			VOLUME (m ³)	VALUE (€)
Asanfina	209.680	186,434.28	920.943	837,099.18
Koto / Kyere	127.241	142,983.16	417.978	565,291.58
Sapele	93.400	140,022.90	246.231	380,023.81
Chenchen	86.501	113,290.81	328.249	359,382.10
Mahogany	65.418	86,581.57	171.905	273,389.89
Black Ofram	38.381	53,424.37	115.689	182,651.76
Edinam	30.249	47,857.51	58.460	100,736.42
Makore	33.289	30,945.43	355.481	311,250.56
Akasa	36.166	25,385.78	50.388	40,817.53
Wawa	10.543	19,691.70	32.215	56,509.45
Ofram	20.591	17,930.45	151.885	109,840.46
Mixed Redwood	10.492	5,470.29	10.492	5,470.29
Odum	1.908	3,975.60	5.618	12,525.37
Entedua	2.918	3,890.99	10.035	11,106.31
Walnut / Lovoa	3.560	3,350.53	13.579	14,857.12
Ceiba	5.463	3,286.59	122.169	100,263.27
Guarea	2.306	2,690.82	2.306	2,690.82
Mansonia	1.077	2,244.26	1.077	2,244.26
Ohaa	0.751	979.49	5.695	4,275.47
Dahoma	-	-	0.017	16,882.36
Essa	-	-	39.269	51,140.89
Albizia	-	-	5.857	6,540.91
Antadua	-	-	10.772	14,217.71
Bediwonua	-	-	4.034	2,749.57
Berlina	-	-	6.329	7,710.41
Emire	-	-	5.033	4,529.98
Hyedua	-	-	6.870	9,198.35
Wawabima	-	-	10.258	15,501.46
Yaya	-	-	14.320	11,660.18
GRAND TOTAL	779.936	890,436.53	3,123.155	3,510,557.47

DIRECTION OF TRADE - SLICED VENEER

DESTINATION	VOLUME (m ³)	VALUE (€)	CUMULATIVE: JAN-APR 2021	
			VOLUME (m ³)	VALUE (€)
Italy	398.216	356,669.95	1,289.740	1,146,126.48
India	61.654	118,211.07	152.748	289,258.11
United States of America	44.930	99,840.91	94.250	195,196.26
Denmark	36.191	70,930.36	90.315	185,066.72
Egypt	43.844	56,710.96	411.134	402,745.20
Spain	41.315	41,041.68	137.945	149,783.29
Germany	25.176	37,935.22	148.209	212,578.30
Lebanon	41.280	37,574.60	41.280	37,574.60
Latvia	33.289	30,945.43	33.289	30,945.43
China	11.290	21,715.86	213.592	373,173.53
Vietnam	42.752	18,860.48	114.192	98,516.21
Belgium	-	-	0.017	16,882.36
Qatar	-	-	19.135	9,567.62

United Arab Emirates	-	-	46.235	75,890.36
Pakistan	-	-	36.687	53,636.01
Greece	-	-	32.673	39,947.37
Portugal	-	-	83.122	48,525.25
Hong Kong	-	-	10.351	22,967.02
Morocco	-	-	134.616	68,619.61
Turkey	-	-	33.625	53,557.74
GRAND TOTAL	779.936	890,436.53	3,123.155	3,510,557.47

EXPORTERS PERFORMANCE - PLYWOOD (OVERLAND)

EXPORTER	VOLUME (m ³)	VALUE (€)	CUMULATIVE: JAN-APR 2021	
			VOLUME (m ³)	VALUE (€)
Logs and Lumber Limited	551.899	236,400.00	2,416.266	954,547.49
Wood Pillar Limited	619.174	217,144.32	1,519.657	541,318.81
Jussak Company Limited	428.659	161,514.00	1,493.949	548,895.99
John Bitar and Company Limited	125.913	62,829.73	528.663	260,748.92
Asuo Bomosadu Timber and Sawmills Limited	161.343	49,965.00	423.300	135,390.00
Naumuro Forest Products Company Limited	83.350	42,110.56	166.700	84,423.41
Ayum Forest Products Limited	53.582	14,575.50	107.164	29,151.00
Samartex Timber and Plywood Company Limited	93.471	1,433.75	93.471	1,433.75
GRAND TOTAL	2,117.391	785,972.84	6,749.17	2,555,909.36

MOVING SPECIES - PLYWOOD (OVERLAND)

SPECIES	VOLUME (m ³)	VALUE (€)	CUMULATIVE: JAN-APR 2021	
			VOLUME (m ³)	VALUE (€)
Ceiba	1,948.612	706,343.11	6,054.402	2,231,222.61
Mixed Redwood	125.913	62,829.73	398.283	198,365.45
Danta	42.866	16,800.00	42.866	16,800.00
Sapele	-	-	16.074	7,525.69
Black Ofram	-	-	53.580	26,545.62
Makore	-	-	85.731	30,000.00
Ofram	-	-	98.234	45,450.00
GRAND TOTAL	2,117.391	785,972.84	6,749.170	2,555,909.36

DIRECTION OF TRADE - PLYWOOD (OVERLAND)

DESTINATION	VOLUME (m ³)	VALUE (€)	CUMULATIVE: JAN-APR 2021	
			VOLUME (m ³)	VALUE (€)
Burkina Faso	907.620	328,914.54	2,497.514	931,784.23
Togo	682.877	246,599.30	2,167.595	811,262.57
Benin	241.121	106,275.00	601.314	252,937.50
Niger	285.773	104,184.00	1,131.186	401,748.74
Gambia	-	-	55.368	26,076.83
Mali	-	-	296.193	132,099.50
GRAND TOTAL	2,117.391	785,972.84	6,749.170	2,555,909.36

EXPORTERS PERFORMANCE - PROCESSED L/MOULDTINGS

EXPORTER	VOLUME (m ³)	VALUE (€)	CUMULATIVE: JAN-APR 2021	
			VOLUME (m ³)	VALUE (€)
Logs and Lumber Limited	671.320	374,353.63	1,751.050	1,025,827.29
Samartex Timber and Plywood Company Limited	144.343	125,767.19	1,022.883	852,257.55
John Bitar and Company Limited	112.532	82,204.83	437.175	358,988.77
Asuo Bomosadu Timber and Sawmills Limited	103.293	77,773.12	218.382	165,591.83
Modern Wood Technology and Company Limited	48.687	37,158.40	79.735	77,346.13
Xylogi Company Limited	26.430	19,029.60	68.712	49,472.64
Ayum Forest Products Limited	-	-	42.288	30,447.36
GRAND TOTAL	1,106.605	716,286.77	3,620.225	2,559,931.57

MOVING SPECIES - PROCESSED L/MOULDTINGS

SPECIES	VOLUME (m ³)	VALUE (€)	CUMULATIVE: JAN-APR 2021	
			VOLUME (m ³)	VALUE (€)
Wawa	681.925	363,612.62	1,964.801	1,017,817.40
Hotrohoto / Fotie	75.512	60,265.59	222.730	194,943.31
Sapele	51.349	54,779.36	125.330	142,683.89
Mixed Redwood	67.451	49,609.06	125.362	99,414.01
Denya	61.202	48,481.52	208.168	168,140.05
Niangon	35.155	38,670.50	67.399	78,975.50
Dahoma	43.068	29,014.95	95.757	66,777.00
Mahogany	31.286	28,567.86	64.746	63,922.71
Edinam	33.227	24,255.71	110.735	105,156.72
Ceiba	26.430	19,029.60	151.175	93,001.16
Essa	-	-	48.165	79,115.65
Otie	-	-	3.938	2,756.60
Ananta	-	-	19.302	15,441.60
Ayan / B'Dua	-	-	18.375	18,007.50
Black Ofram	-	-	7.848	10,045.44
Danta	-	-	31.519	23,639.25
Guarea	-	-	78.861	87,540.18
Kusia	-	-	35.594	26,800.76
Makore	-	-	109.920	119,699.15
Odum	-	-	48.750	55,160.35
Ofram	-	-	0.288	201.60
Papao/ Apa	-	-	25.312	35,606.23
Potrodum	-	-	56.150	55,085.50
GRAND TOTAL	1,106.605	716,286.77	3,620.225	2,559,931.57

DIRECTION OF TRADE - PROCESSED L/MOULDTINGS

DESTINATION	VOLUME (m ³)	VALUE (€)	CUMULATIVE: JAN-APR 2021	
			VOLUME (m ³)	VALUE (€)
Germany	609.766	353,863.84	1,505.113	825,819.86
France	131.964	102,432.63	442.899	430,420.17
Belgium	88.074	81,049.46	470.899	428,825.35
United Kingdom	101.802	75,868.76	227.523	229,405.03
Denmark	103.296	44,951.57	309.888	134,894.84
Greece	35.155	38,670.50	127.363	137,112.20
Israel	25.132	14,198.65	42.727	27,394.90

South Africa	11.416	5,251.36	11.416	5,251.36
Italy	-	-	26.395	17,467.29
United States of America	-	-	46.447	44,124.65
Spain	-	-	47.358	53,211.55
Finland	-	-	9.528	12,195.84
Bulgaria	-	-	46.690	39,398.60
Croatia	-	-	208.059	92,619.11
Netherlands	-	-	15.926	11,307.46
Russia	-	-	81.994	70,483.36
GRAND TOTAL	1,106.605	716,286.77	3,620.225	2,559,931.57

EXPORTERS PERFORMANCE - ROTARY VENEER

EXPORTER	VOLUME (m ³)	VALUE (€)	CUMULATIVE: JAN-APR 2021	
			VOLUME (m ³)	VALUE (€)
John Bitar and Company Limited	372.068	170,811.53	1,214.490	495,510.37
Samartex Timber and Plywood Company Limited	178.536	109,665.62	1,042.210	673,546.88
GRAND TOTAL	550.604	280,477.16	2,256.700	1,169,057.25

MOVING SPECIES - ROTARY VENEER

SPECIES	VOLUME (m ³)	VALUE (€)	CUMULATIVE: JAN-APR 2021	
			VOLUME (m ³)	VALUE (€)
Essa	296.680	170,611.59	1,218.016	757,804.57
Ceiba	173.914	59,807.19	826.157	279,200.94
Otie	80.010	50,058.38	102.271	62,969.76
Ohaa	-	-	20.238	11,333.28
Wawabima	-	-	90.018	57,748.71
GRAND TOTAL	550.604	280,477.16	2,256.700	1,169,057.25

DIRECTION OF TRADE - ROTARY VENEER

DESTINATION	VOLUME (m ³)	VALUE (€)	CUMULATIVE: JAN-APR 2021	
			VOLUME (m ³)	VALUE (€)
United States of America	346.934	199,649.28	911.198	528,967.16
Spain	128.311	38,493.30	467.334	145,345.60
Denmark	45.603	21,313.89	93.903	44,980.89
Canada	29.756	21,020.69	386.828	278,895.79
Belgium	-	-	81.608	24,890.40
Italy	-	-	80.327	33,336.29
Egypt	-	-	90.018	57,748.71
Qatar	-	-	44.740	19,407.34
Morocco	-	-	100.744	35,485.08
GRAND TOTAL	550.604	280,477.16	2,256.700	1,169,057.25

EXPORTERS PERFORMANCE - PLYWOOD

EXPORTER	VOLUME (m ³)	VALUE (€)	CUMULATIVE: JAN-APR 2021	
			VOLUME (m ³)	VALUE (€)
Samartex Timber and Plywood Company Limited	146.373	62,940.39	521.612	261,770.82
GRAND TOTAL	146.373	62,940.39	521.612	261,770.82

MOVING SPECIES - PLYWOOD

SPECIES	VOLUME (m ³)	VALUE (€)	CUMULATIVE: JAN-APR 2021	
			VOLUME (m ³)	VALUE (€)
Ceiba	146.373	62,940.39	521.612	261,770.82
GRAND TOTAL	146.373	62,940.39	521.612	261,770.82

DIRECTION OF TRADE - PLYWOOD

DESTINATION	VOLUME (m ³)	VALUE (€)	CUMULATIVE: JAN-APR 2021	
			VOLUME (m ³)	VALUE (€)
Greece	146.373	62,940.39	521.612	261,770.82
GRAND TOTAL	146.373	62,940.39	521.612	261,770.82

EXPORTERS PERFORMANCE - BRIQUETTES

EXPORTER	VOLUME (m ³)	VALUE (€)	CUMULATIVE: JAN-APR 2021	
			VOLUME (m ³)	VALUE (€)
Sustainable Biomass Solution Ghana Limited	28.530	5,937.49	123.634	25,729.97
GRAND TOTAL	28.530	5,937.49	123.634	25,729.97

MOVING SPECIES - BRIQUETTES

SPECIES	VOLUME (m ³)	VALUE (€)	CUMULATIVE: JAN-APR 2021	
			VOLUME (m ³)	VALUE (€)
Wawa	28.530	5,937.49	123.634	25,729.97
GRAND TOTAL	28.530	5,937.49	123.634	25,729.97

DIRECTION OF TRADE - BRIQUETTES

DESTINATION	VOLUME (m ³)	VALUE (€)	CUMULATIVE: JAN-APR 2021	
			VOLUME (m ³)	VALUE (€)
United Kingdom	28.530	5,937.49	123.634	25,729.97
GRAND TOTAL	28.530	5,937.49	123.634	25,729.97

EXPORTERS PERFORMANCE - CURLS VENEER

EXPORTER	VOLUME (m ³)	VALUE (€)	CUMULATIVE: JAN-APR 2021	
			VOLUME (m ³)	VALUE (€)
John Bitar and Company Limited	0.339	494.82	0.339	494.82
GRAND TOTAL	0.339	494.82	0.339	494.82

MOVING SPECIES - CURLS VENEER

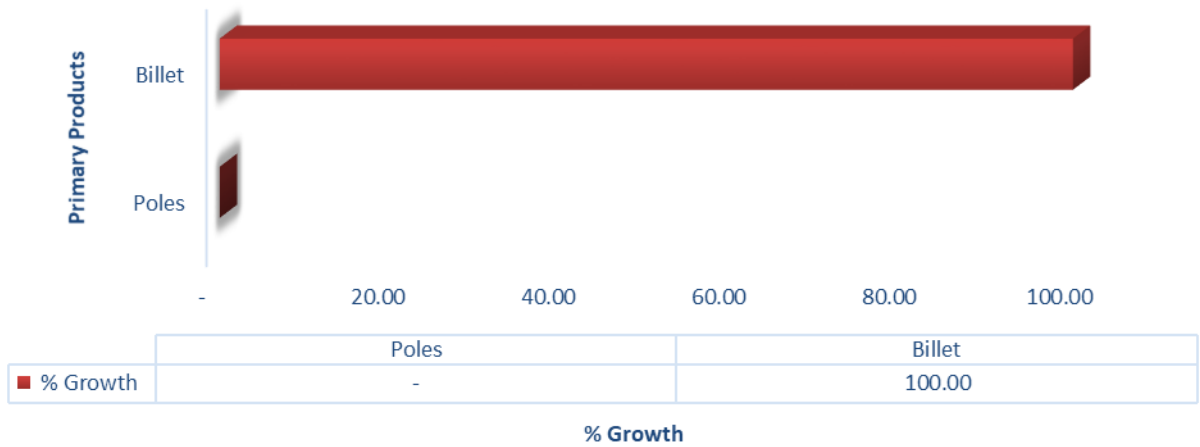
SPECIES	VOLUME (m ³)	VALUE (€)	CUMULATIVE: JAN-APR 2021	
			VOLUME (m ³)	VALUE (€)
Walnut / Lovo	0.339	494.82	0.339	494.82
GRAND TOTAL	0.339	494.82	0.339	494.82

DIRECTION OF TRADE - CURLS VENEER

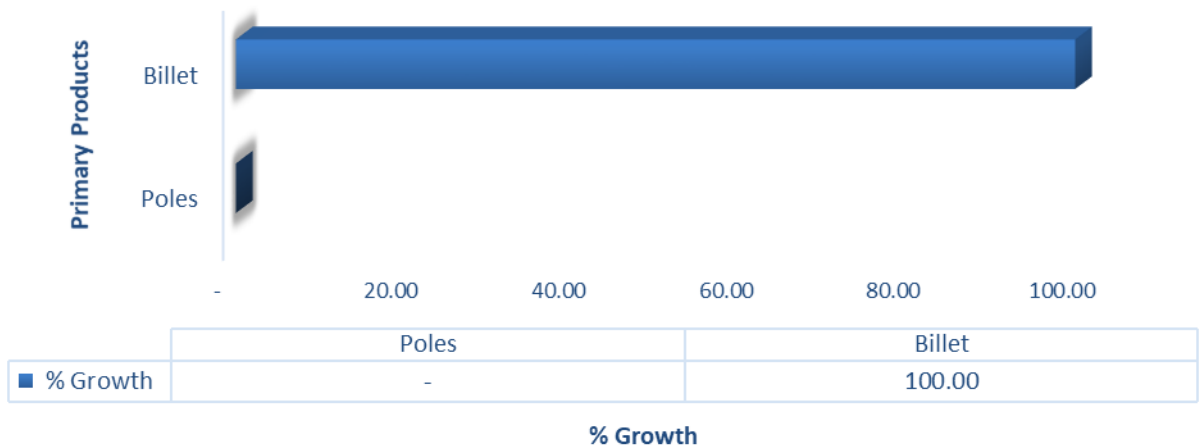
DESTINATION	VOLUME (m ³)	VALUE (€)	CUMULATIVE: JAN-APR 2021	
			VOLUME (m ³)	VALUE (€)
India	0.339	494.82	0.339	494.82
GRAND TOTAL	0.339	494.82	0.339	494.82

APPENDIX A

Cumulative Volumes (m³) for Primary Wood Products - Jan-Apr 2021

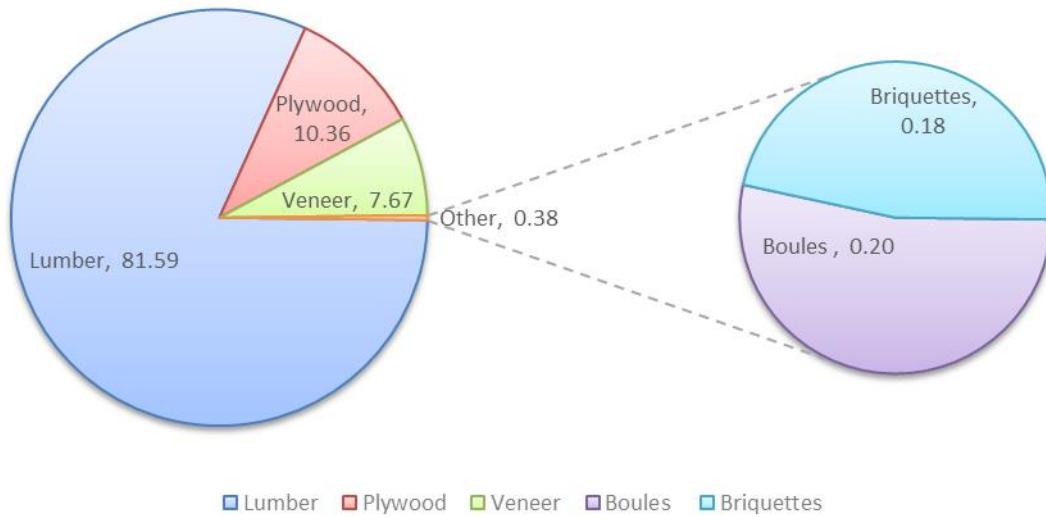


Cumulative Values (€) for Primary Wood Products - Jan-Apr 2021

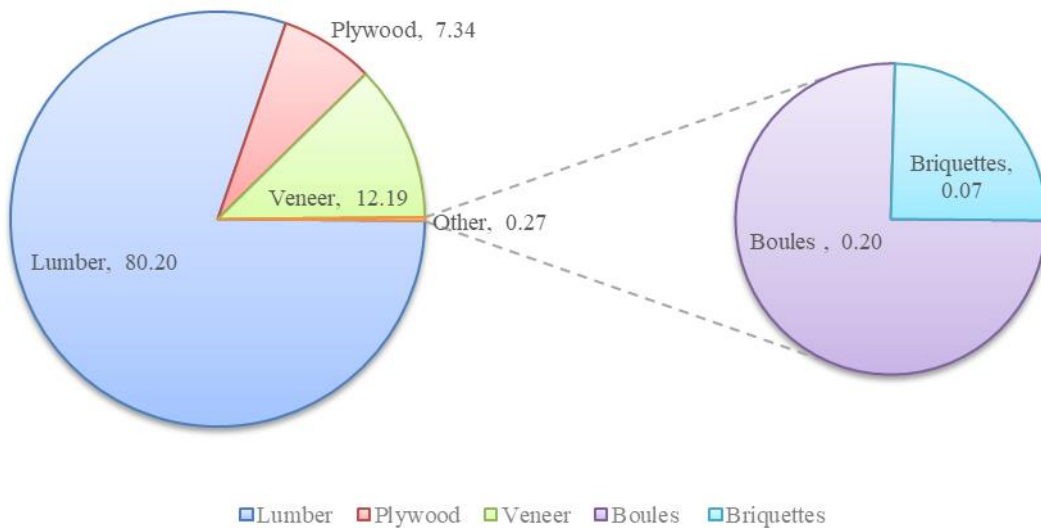


APPENDIX B

Secondary Wood Products - Volumes(m³)




Secondary Wood Products - Value (€)

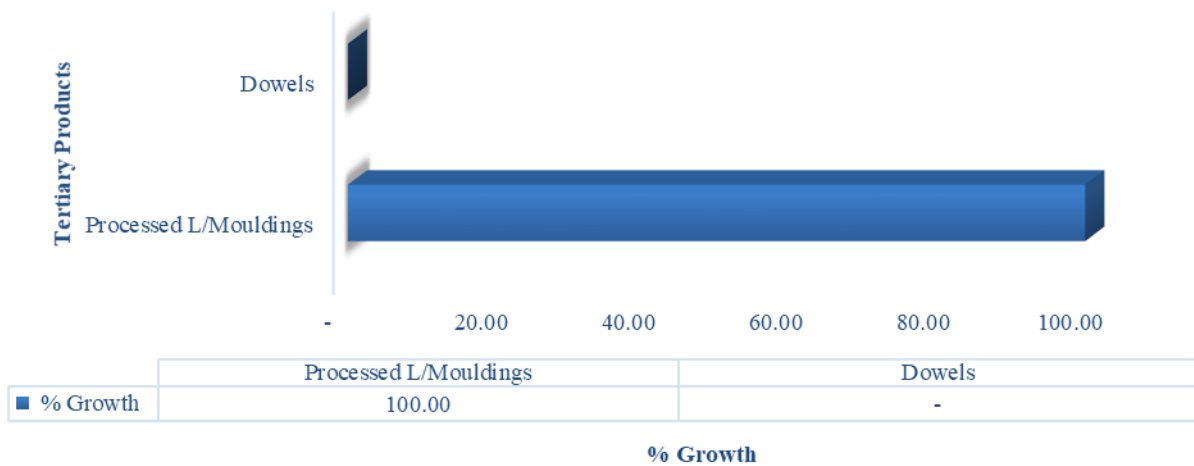


APPENDIX C

Cumulative Volumes (m³) for Tertiary Wood Products - Jan-Apr 2021

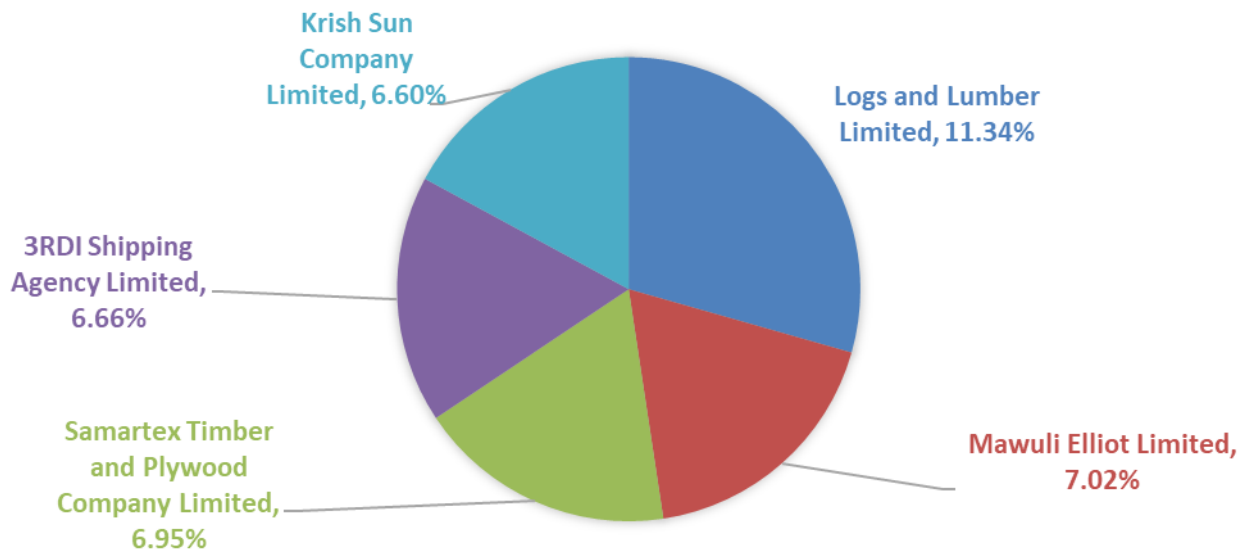


Cumulative Values (€) for Tertiary Wood Products - Jan-Apr 2021

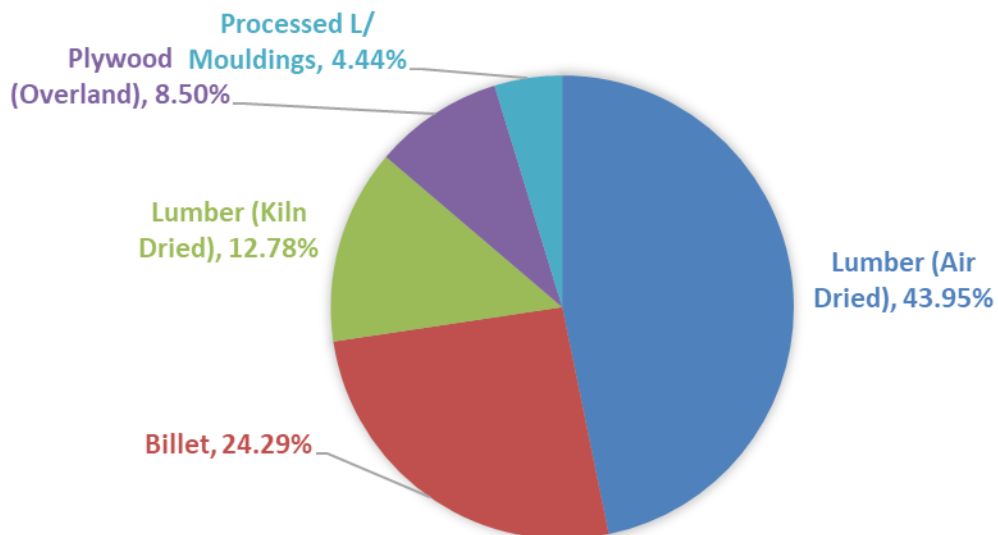


APPENDIX D

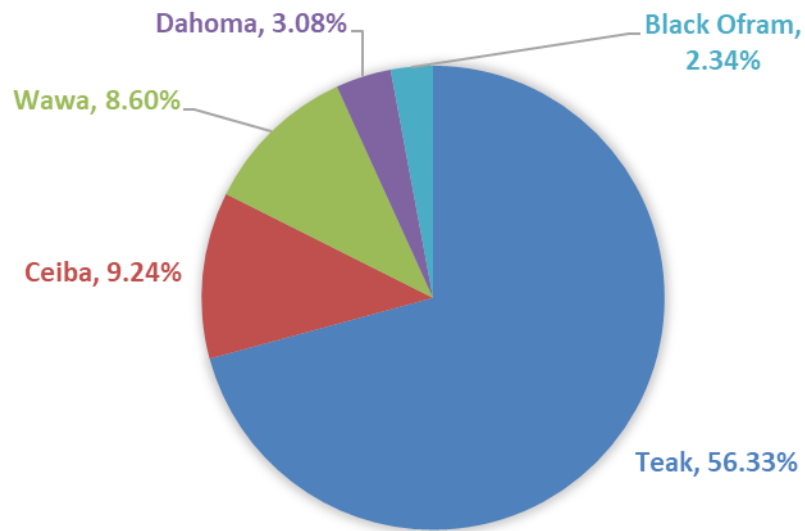
TOP 5 EXPORTERS FOR APRIL 2021



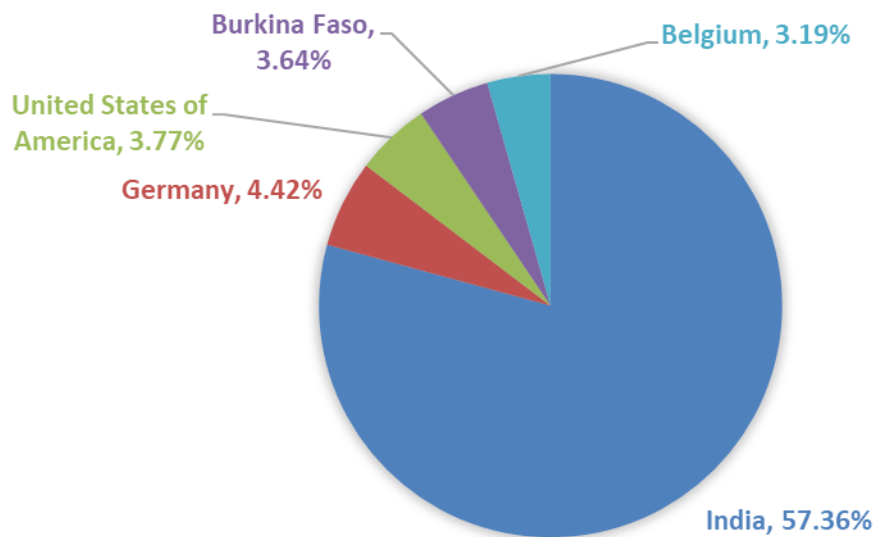
TOP 5 PRODUCTS FOR APRIL 2021



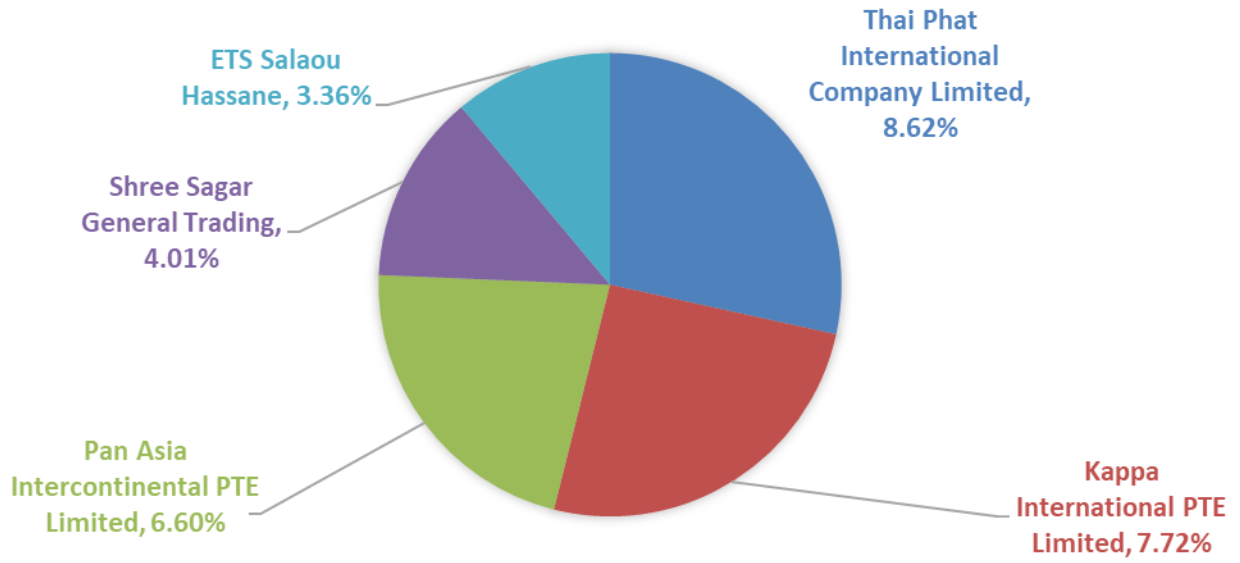
TOP 5 SPECIES FOR APRIL 2021



TOP 5 DESTINATIONS FOR APRIL 2021



TOP 5 BUYERS FOR APRIL 2021



GHANA FORESTRY COMMISSION

V
I
S
I
O
N

“TO LEAVE FUTURE
GENERATIONS AND ITS
COMMUNITIES WITH RICHER,
BETTER, MORE VALUABLE
FORESTRY AND WILDLIFE
ENDOWMENTS THAN WE
INHERITED.”

M
I
S
S
I
O
N

“TO SUSTAINABLY
DEVELOP AND MANAGE
GHANA’S FORESTRY
AND WILDLIFE
RESOURCES.”